

# GUIDE TO SFI ANNUAL REPORTING

## ABOUT THE SFI 2022 ANNUAL SURVEY

The SFI Annual Survey seeks to understand the collective impact of SFI-certified organizations. It does not take the place of an audit, where an individual organization demonstrates how they meet standard requirements.

SFI wants to understand any collective change over time. Your answers to new questions will help establish base-lines ahead of SFI 2022 Standards implementation to demonstrate the impact of the new Standards. Answering 'no' to new questions is ok and expected. Or perhaps your organization already meets new SFI Standard Requirements through your own company work, and that's great.

Individual responses will remain strictly confidential, and are only used in aggregate form.

The SFI Annual Survey is a requirement of the SFI Forest Management and Fiber Sourcing Standards. Note that questions not related to standard requirements are optional

**STEP 1. Login to [www.sfidatabase.org/login](http://www.sfidatabase.org/login). To set up your account, contact [SFIReporting@forests.org](mailto:SFIReporting@forests.org). You can request access for multiple users.**



Login here to request SFI label approval, enter product information, update your organization's contact details and complete annual surveys.

Contact [SFIReporting@sfiprogram.org](mailto:SFIReporting@sfiprogram.org) to request access.

Username \*

Password \*

Remember me

**LOG IN**

[Forgot your password?](#)

[Forgot your username?](#)

**STEP 2. Access the SFI 2022 Annual Survey using the SURVEYS tab at the top of your page or the SFI ANNUAL SURVEY thumbnail after login.**

HOME

**SURVEYS**

SEARCH

PROFILE

LABELS

SFI 2022 Market Survey



SFI 2022 Annual Survey



## STEP 3. Launch the survey.

### WELCOME TO THE SFI 2022 ANNUAL SURVEY!



## ABOUT THIS SURVEY - PLEASE READ

The SFI Annual Survey seeks to understand the **collective impact** of SFI-certified organizations. It does not take the place of an audit, where an individual organization demonstrates how they meet standard requirements.

SFI wants to understand any collective change over time. Your answers to new questions will help establish baselines ahead of SFI 2022 Standards implementation to demonstrate the impact of the new Standards.

**Answering 'no' to new questions is ok and expected.** Or perhaps your organization already meets new SFI Standard Requirements through your own company work, and that's great.

### BEFORE YOU START

1. Individual responses will remain strictly confidential, and are only used in aggregate form.
2. New questions not related to standard requirements are identified as optional throughout the survey.
3. [Click here](#) for a PDF of all survey questions for Forest Management certified organizations.
4. [Click here](#) for a PDF of all survey questions for Fiber Sourcing certified organizations.
5. You can print a report with all your answers at the end of the survey, after submission.
6. Save your work at the bottom of the page. Moving between sections also saves your work. Use the navigation buttons provided in the survey to ensure your work is always saved.
7. Track your progress by marking topic sections complete as you go, making it easier to complete the survey and remember where you were.

Questions? Contact Rachel Dierolf at [Rachel.Dierolf@forests.org](mailto:Rachel.Dierolf@forests.org).

[TAKE SURVEY](#)

## STEP 4. Complete the survey. Questions are sorted by topic. Access to the forest management and fiber sourcing pages are determined by your certificates. Headers expand topic sections.

### SFI 2022 ANNUAL REPORT SURVEY

[QUESTIONS FOR ALL ORGANIZATIONS](#)

[FOREST MANAGEMENT QUESTIONS](#)

[FIBER SOURCING QUESTIONS](#)

[SIGN-OFF AND SUBMIT](#)

## QUESTIONS FOR ALL CERTIFIED ORGANIZATIONS

▸ 1. MY ORGANIZATION'S PROFILE

▸ 2. FORESTRY RESEARCH, SCIENCE & TECHNOLOGY

▸ 3. LEGAL AND REGULATORY COMPLIANCE

[SAVE THIS PAGE](#)

[SAVE & NEXT PAGE](#)

# STEP 5. Submit the survey.

QUESTIONS FOR ALL ORGANIZATIONS FOREST MANAGEMENT QUESTIONS FIBER SOURCING QUESTIONS **SIGN-OFF AND SUBMIT**

PLEASE USE THIS SPACE TO PROVIDE SFI WITH ANY ADDITIONAL COMMENTS

**AFTER SUBMITTING, YOU CAN ACCESS YOUR FINAL PDF REPORT FOR YOUR RECORDS.**

If you have any questions or concerns, please reach out to SFI

## SIGN-OFF AND SUBMIT

I acknowledge and certify that all of the information submitted is true and accurate for all our manufacturing facilities or lands under our ownership or management across the U.S. and Canada

SAVE & GO BACK SAVE THIS PAGE **SUBMIT RESULTS**

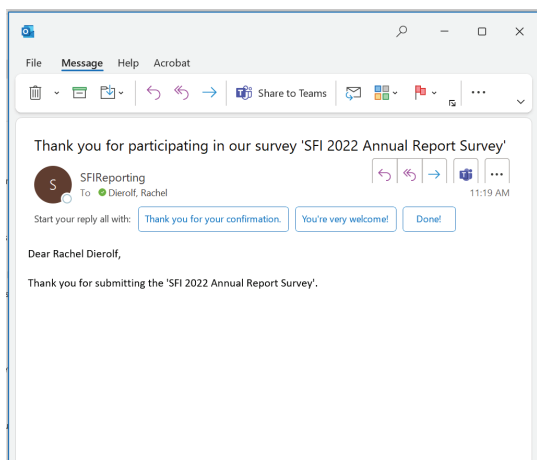
## ON SUBMISSION: LINK TO DOWNLOAD PDF OF YOUR SUBMITTED REPORT

## THANKYOU FOR COMPLETING THE SFI 2022 ANNUAL SURVEY

Download your PDF here: [Download PDF](#)

A link to download the PDF has also been sent in email to you

## ON SUBMISSION: CONFIRMATION EMAIL FOR YOUR RECORDS



## AVAILABLE PDF REPORT FOR YOUR RECORDS

### SFI 2022 Annual Report Survey

Company: Sustainable Forestry Initiative Inc.  
Survey Submitted By: Rachel Dierolf  
Date Submitted: Friday, 10 June 2022 15:22

#### 1. MY ORGANIZATION'S PROFILE



#### MY ORGANIZATION'S PROFILE

All reported dollar amounts are in (select currency)

Canadian Dollars (CAD)

Certificate Type	Country	Other Operations
<input checked="" type="checkbox"/> SFI Forest Management	<input checked="" type="checkbox"/> United States <input checked="" type="checkbox"/> Canada	
<input checked="" type="checkbox"/> SFI Fiber Sourcing	<input checked="" type="checkbox"/> United States <input checked="" type="checkbox"/> Canada	
<input checked="" type="checkbox"/> SFI Chain of Custody	<input checked="" type="checkbox"/> Canada	
<input checked="" type="checkbox"/> SFI Certified Sourcing	<input checked="" type="checkbox"/> United States <input checked="" type="checkbox"/> Canada	

#### 2. FORESTRY RESEARCH, SCIENCE & TECHNOLOGY

# SURVEY HIGHLIGHTS

## MARK SECTIONS COMPLETE TO TRACK YOUR WORK

You can mark off which sections you have completed before saving the page. Keep track of your work if you complete the survey with different people and/or over several visits.

### 3. LEGAL AND REGULATORY COMPLIANCE - COMPLETE



## LEGAL AND REGULATORY COMPLIANCE

MARK AS COMPLETE

#### WHY WE ASK THIS QUESTION

- › STANDARD REFERENCE
- › EXAMPLE ON HOW WE WILL USE THIS INFORMATION
- › WHY IT MATTERS

### ANNUAL SURVEY QUESTION ON SOCIAL LAWS

#### 3.1 Which social laws are explicitly included in your written policy as per performance measure 11.2 (Forest Management) and 4.2 (Fiber Sourcing)?

- Prior to the implementation of the SFI 2022 Standards, our organization explicitly includes the following social laws in our written policy
- After the implementation of the SFI 2022 Standards, our organization explicitly includes the following social laws in our written policy

MARK AS COMPLETE

## SURVEY NAVIGATION

To ensure your work is always saved, use the blue navigation buttons at the bottom of the page or the linked header text at the top of the page. Not all browsers support the in-browser back and next buttons.

## SFI 2022 ANNUAL REPORT SURVEY

[QUESTIONS FOR ALL ORGANIZATIONS](#) [FOREST MANAGEMENT QUESTIONS](#) [FIBER SOURCING QUESTIONS](#) [SIGN-OFF AND SUBMIT](#)

## QUESTIONS FOR SFI FIBER SOURCING CERTIFIED ORGANIZATIONS

› 13. BIODIVERSITY IN FIBER SOURCING

› 14. USE OF QUALIFIED RESOURCE PROFESSIONALS, QUALIFIED LOGGING PROFESSIONALS

› 15. COMMUNITY INVOLVEMENT AND LANDOWNER OUTREACH

› 16. AVOID CONTROVERSIAL SOURCES

[SAVE & GO BACK](#) [SAVE THIS PAGE](#) [SAVE & NEXT PAGE](#)

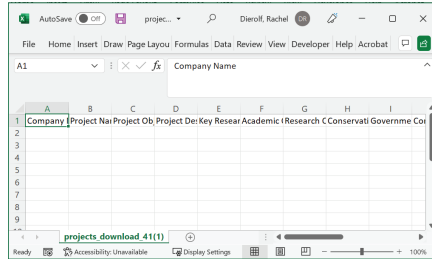
# SURVEY HIGHLIGHTS

## SECTION: FORESTRY RESEARCH, SCIENCE & TECHNOLOGY

The survey asks details on how your organization met SFI's research requirement in 2021. Options include:

1. did you participate in an SFI Grant?
2. did you meet it through direct research funding?
3. did you meet it through one or more projects or collaborations?

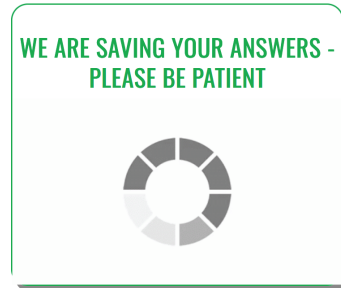
To submit or update projects and/or collaborations, users can download a spreadsheet to upload or enter information using the online form.



## SAVING YOUR WORK

This is a large survey and we don't want to lose your work. Use the provided buttons to save and navigate.

SAVE & GO BACK    SAVE THIS PAGE    SAVE & NEXT PAGE



# KEY REFERENCES

## FOREST MANAGEMENT

SFI 2022 Annual Survey questions are based on Forest Management requirements.

The survey includes references to standard language related to each question.

Use the thumbnails to access the documents.

THE SFI ANNUAL SURVEY IS COMPLETED ONLINE AT [WWW.SFIDATABASE.ORG](http://WWW.SFIDATABASE.ORG). THIS DOCUMENT CAPTURES SURVEY CONTENTS TO PREPARE REPORTING DATA.



THE DEADLINE FOR SUBMITTING THE SFI ANNUAL SURVEYS IS AUGUST 31, 2022.

The SFI Annual Survey seeks to understand the collective impact of SFI-certified organizations. It does not take the place of an audit, where an individual organization demonstrates how they meet standard requirements.

SFI wants to understand any collective change over time. Your answers to new questions will help establish baselines ahead of SFI 2022 Standards implementation to demonstrate the impact of the new Standards. Answering 'no' to new questions is ok and expected. Or perhaps your organization already meets new SFI Standard Requirements through your own company work, and that's great.

Individual responses will remain strictly confidential, and are only used in aggregate form.

### REVISED 2022 SFI ANNUAL SURVEY FOR FOREST MANAGEMENT – FINAL DRAFT

#### QUESTIONS FOR BOTH SFI FOREST MANAGEMENT & FIBER SOURCING CERTIFIED ORGANIZATIONS

1. PROFILE (MY ORGANIZATION DETAILS) Page 2
2. FORESTRY RESEARCH, SCIENCE AND TECHNOLOGY Page 3
3. LEGAL AND REGULATORY COMPLIANCE Page 7

#### QUESTIONS FOR SFI FOREST MANAGEMENT CERTIFIED ORGANIZATIONS

4. FOREST MANAGEMENT PLANNING Page 9
5. FOREST HEALTH AND PRODUCTIVITY Page 11
6. PROTECTION AND MAINTENANCE OF WATER RESOURCES Page 14
7. CONSERVATION OF BIOLOGICAL DIVERSITY Page 15
8. MANAGEMENT OF VISUAL QUALITY AND RECREATIONAL BENEFITS Page 17
9. RECOGNIZE AND RESPECT INDIGENOUS PEOPLES' RIGHTS Page 17
10. CLIMATE SMART FORESTRY Page 19
11. FIRE RESILIENCE AND AWARENESS Page 24
12. FORESTS OUTSIDE USA/CANADA AND FOREST TREE BIOTECHNOLOGY Page 27

PAGE: SIGN-OFF & SUBMIT

## SFI 2022 FOREST MANAGEMENT STANDARD

SECTION 2



forests.org

## FIBER SOURCING

SFI 2022 Annual Survey questions are based on Fiber Sourcing requirements.

The survey includes references to standard language related to each question.

Use the thumbnails to access the documents.

THE SFI ANNUAL SURVEY IS COMPLETED ONLINE AT [WWW.SFIDATABASE.ORG](http://WWW.SFIDATABASE.ORG). THIS DOCUMENT CAPTURES SURVEY CONTENTS TO PREPARE REPORTING DATA.



THE DEADLINE FOR SUBMITTING THE SFI ANNUAL SURVEYS IS AUGUST 31, 2022.

The SFI Annual Survey seeks to understand the collective impact of SFI-certified organizations. It does not take the place of an audit, where an individual organization demonstrates how they meet standard requirements.

SFI wants to understand any collective change over time. Your answers to new questions will help establish baselines ahead of SFI 2022 Standards implementation to demonstrate the impact of the new Standards. Answering 'no' to new questions is ok and expected. Or perhaps your organization already meets new SFI Standard Requirements through your own company work, and that's great.

Individual responses will remain strictly confidential, and are only used in aggregate form.

### REVISED 2022 SFI ANNUAL SURVEY FOR FIBER SOURCING – FINAL DRAFT

#### QUESTIONS FOR BOTH SFI FOREST MANAGEMENT & FIBER SOURCING CERTIFIED ORGANIZATIONS

1. PROFILE (MY ORGANIZATION DETAILS) Page 2
2. FORESTRY RESEARCH, SCIENCE AND TECHNOLOGY Page 3
3. LEGAL AND REGULATORY COMPLIANCE Page 7

#### QUESTIONS FOR SFI FIBER SOURCING CERTIFIED ORGANIZATIONS

13. BIODIVERSITY IN FIBER SOURCING Page 9
14. USE OF QUALIFIED RESOURCE PROFESSIONALS, QUALIFIED LOGGING PROFESSIONALS Page 10
15. COMMUNITY INVOLVEMENT AND LANDOWNER OUTREACH Page 11
16. AVOID CONTROVERSIAL SOURCES Page 12

PAGE: SIGN-OFF & SUBMIT

## SFI 2022 FIBER SOURCING STANDARD

SECTION 3



forests.org